

Senior Parent Meeting

AHS Library
10/27/2021
6:00pm

What Will We Cover Today?

- Email
- Big Picture Questions
- Career Interest Surveys
- College Search
- College Applications
- Paying for College

Email

Create an email account to use for college applications, scholarships, etc...

Ensure that it is appropriate

Why?

Cats.angletonisd.net emails do not go out of the district, nor do they accept emails from out of the district 😞

Big Picture Questions

What are my plans
after I graduate?
What career do I
want to have?



What kind of
degree do I need
and what should I
major in in order to
have that career?

What universities/colleges
/technical schools offer that
major/certificate?

How Do I Figure Out What I Want To Do After Graduation?

Take a Career Interest Survey

- [Texas Career Interest Profiler](#)
- Naviance Career Interest - log in through Clever
- [Collegeboard Career Finder](#)

[Texas Reality Check](#) helps you understand the financial impact of your career goals



Where Am I Going To College?

Complete a college search

- [Collegeboard](#)
- [Corsava](#)
- [Cappex College Search](#)
- Naviance

Things to consider

- Location of the school
- Does the school offer my major?
- Cost
- Size
- Opportunities outside of class



TEXAS SOUTHERN UNIVERSITY



Types of College Applications

- Apply Texas Application:
goapplytexas.org
- Common Application: commonapp.org
- Coalition Application:
coalitionforcollegeaccess.org
- Black College Common Application:
commonblackcollegeapp.com

Letters of Recommendation

Colleges value recommendations because they:

- Reveal things about you that grades and test scores can't
- Provide personal opinions of your character
- Show who is willing to speak on your behalf

Follow the application directions

Complete the Senior information sheet - available in the Counselors' Office
or the [Counselors' website](#)

Give your recommender at least 3 weeks to write the letter

Say Please and Thank you!

Admissions Testing

SAT - collegeboard.org

Next available test date: 11/6/21 (offered here at AHS)

ACT - act.org

Next available test date: 12/11/21

TSIA

Offered at AHS most Wednesdays and on the Brazosport College campus by appointment

Admissions Testing Cont...

Check with your counselor to see if you are eligible for a fee waiver before registering for a test

Many schools are going to test-optional, test-blind, or test-flexible - always check current admissions requirements

Most schools still require SAT or ACT for merit based aid or honors programs

Some schools (only in Texas) require the TSIA even if you have submitted scores for the SAT or ACT

Which One Should I Take?

The tests have become more similar in the latest revision of the SAT

Take this quiz to see which test suits you:

<https://www.kaptest.com/sat/sat-vs-act>

OR

Take a full length practice test for each test and focus on the one that you either feel more comfortable with or the one you score significantly higher on

Request an Official Transcript

Please visit the
Counselors' website or
come into the Counselors'
Office to request an
official transcript.

ANGLETON HIGH SCHOOL TRANSCRIPT REQUEST FORM

1 Campus Dr., Angleton, TX 77515
Phone: 979-864-8001
FAX: 979-864-8093 or 979-848-9865
EMAIL: ahstranscripts@angletonisd.net

Return completed form to AHS Registrar in person, by mail, fax or email.
IF MAILING, FAXING OR EMAILING, PLEASE INCLUDE A COPY OF YOUR ID.
Please allow a 24-hour turnaround for all transcript request to be filled.

NAME—LAST	FIRST	MIDDLE	NAME ATTENDED UNDER—IF DIFFERENT
-----------	-------	--------	----------------------------------

STREET ADDRESS	CITY	STATE	ZIP
----------------	------	-------	-----

DATE OF BIRTH	SOCIAL SECURITY NUMBER
---------------	------------------------

PHONE NUMBER WHERE YOU CAN BE REACHED	YEAR OF GRADUATION
---------------------------------------	--------------------

Type Needed: ☐ Official Copy ☐ Unofficial/Student Copy

Number Ordered: _____

Reason for Requesting Transcript: ☐ Employment ☐ Education ☐ Identification

Ways to Pay for College

😊 Savings

😊 Scholarships

😊 Grants*

😊 Work Study*

😐 Loans*

*You must complete the [FAFSA/TASFA](#) in order to qualify for these

Free Application for Federal Student Aid - FAFSA

- The form that the government, along with several colleges and universities, uses to determine how much financial aid college students should receive each year.
- Federal student aid (financial aid from the government) is determined based on four factors:
 1. Expected Family Contribution (**EFC**)
 2. Year in school
 3. Enrollment status (i.e. part-time or full-time)
 4. Estimated Cost of Attendance (**COA**) at your intended school. Colleges and universities might use a similar method or a completely different one.
- **Expected Family Contribution (EFC)** is your family's ability to help you pay for school (i.e. how much they can contribute)
- **Cost of Attendance (COA)** is the price it will cost to attend your college or university

FAFSA Eligibility

- demonstrate financial need (for most programs);
- be a U.S. citizen or an eligible noncitizen;
- have a valid Social Security number;
- be registered with Selective Service, if you're a male;
- be enrolled or accepted for enrollment as a regular student in an eligible degree or certificate program;
- maintain satisfactory academic progress in college or career school;

If you are not able to meet these requirements, you will complete the Texas Application for State Financial Aid (TASFA)

FAFSA

State deadline is January 15, 2022

Opened October 1st on FAFSA.gov and October 12th on Going Merry

State law states each graduating senior must complete the FAFSA, TASFA, or a parent signed opt-out before graduation

FAFSA[®] Made Easier

in collaboration with Going Merry



The FAFSA[®] Made Easier

- We've partnered with Going Merry, to provide you with **"The FAFSA[®] Made Easier,"** a more user-friendly version of the government form.
- Today, we will go over:
 - Why you need to fill out the FAFSA[®]
 - How to access and use this better version (FAFSA[®] Made Easier)
 - What the questions will cover
 - What some of the trickiest questions are, how to answer them, and how to get help if you're still unsure

FIRST THINGS FIRST...

Why fill out
the FAFSA[®]?

Why fill out the FAFSA[®]?

- It's how you **get access to financial aid** from the government and from your college
- Students who submit the FAFSA[®] get **\$15,000 per year** (on average) in financial aid-- via a combination of grants, work-study, and loans
- Many private/outside/merit **scholarships** also require the FAFSA[®]

AND NOW...

Why should I use
FAFSA[®] Made Easier?

Why use the FAFSA[®] Made Easier?

- It's **free**!
- Simpler worded questions
- No hidden footnotes. All the important information is right on the screen
- Visual help answering the financial/tax questions
- Ability to skip questions and jump around the form
- Searchable FAQs (and expert help at your fingertips)

IMPORTANT NOTE:

The FAFSA® Made Easier replaces
the government form.
You do not need to fill out both.

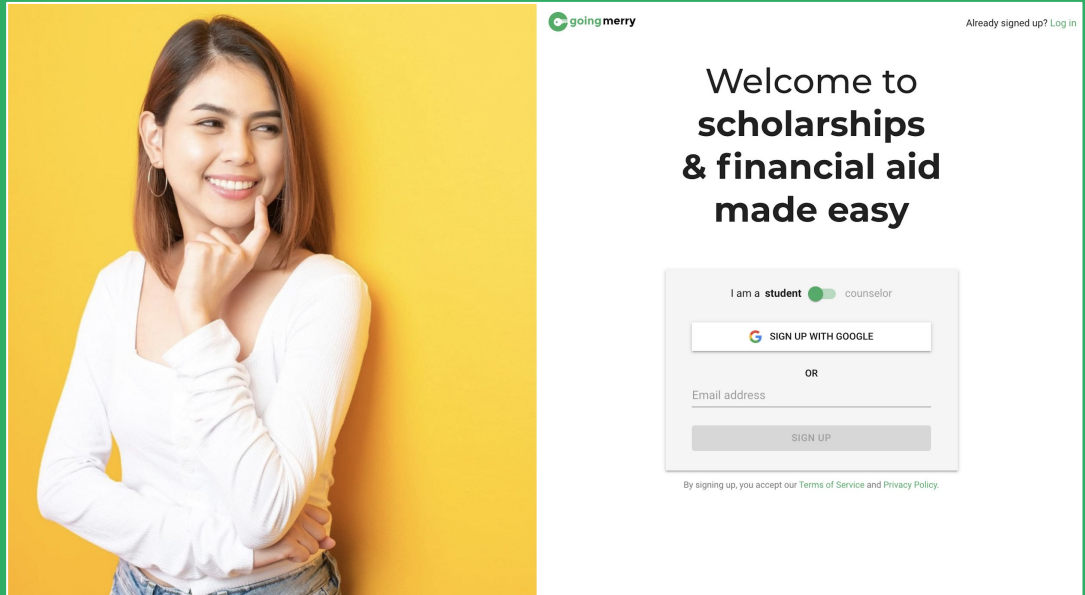
How to access FAFSA[®] Made Easier

Step 1. Sign up for Going Merry

goingmerry.com/sign-in

- Sign in with your AHS Google account

Alternatively, download the mobile app (iOS, Android) & sign up that way!



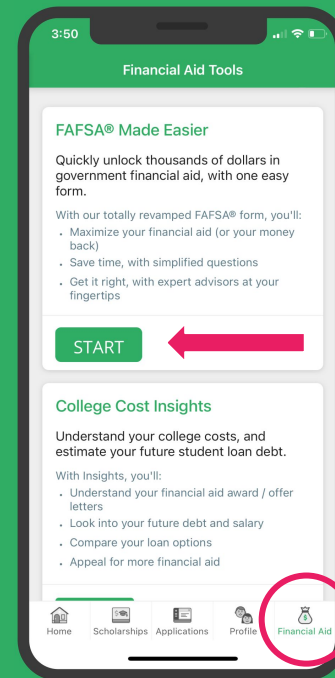
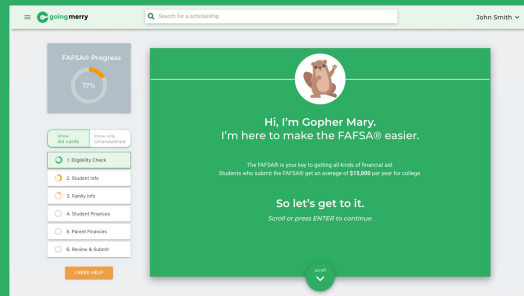
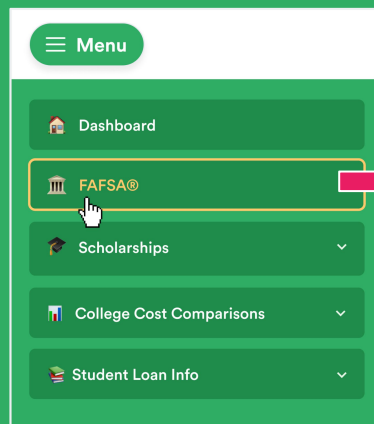
Step 2. Answer questions to “get matched”

- Choose the **green “Match me...” button** to answer questions to start filling out your profile (10 mins max)
- Your answers get auto-filled into the FAFSA® form & any scholarship apps. You also get automatically entered into a few scholarship drawings!
- Alternatively, click the grey button to skip the questions

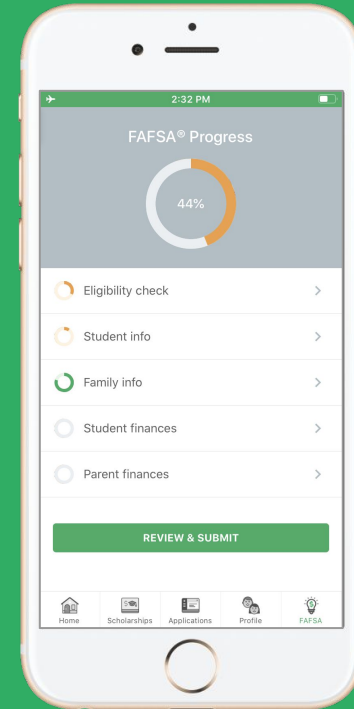
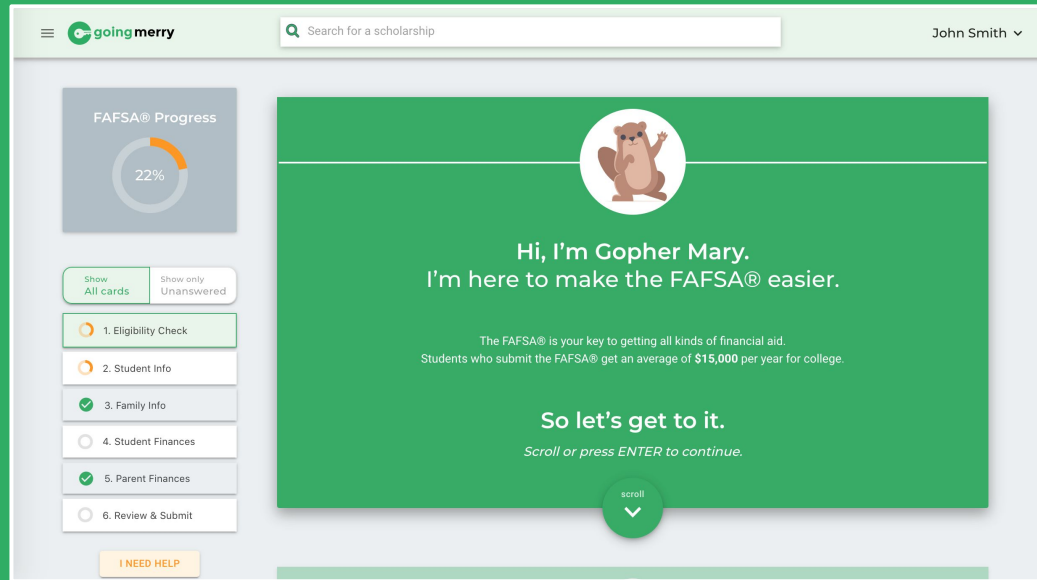
The screenshot displays the 'goingmerry' website interface. At the top, a green banner features a cartoon bear wearing a party hat and holding a string of colorful streamers. Below the banner, the text reads: 'Boom, account created! Now choose your own adventure.' followed by a smaller line: '(...and may your chosen path lead to lots of money 💰) What do you want to do next?'. Two buttons are visible: a green button labeled 'Match me to scholarships & grants' and a grey button labeled 'Browse all scholarships & grants'. A red arrow points from the text in the first bullet point to the green button. Below this, a smaller inset shows a survey titled 'What's your current education level?' with six options: 'High School', 'Community College', 'College (6 years)', 'Graduate', 'Doctorate', and 'Not currently in school'. A green 'Continue' button is at the bottom of the survey.

Step 3. Navigate to FAFSA® Made Easier

- In browser: Go to app.goingmerry.com/fafsa OR navigate to Menu > FAFSA
- In mobile app: Click on the “Financial aid” button in the mobile app

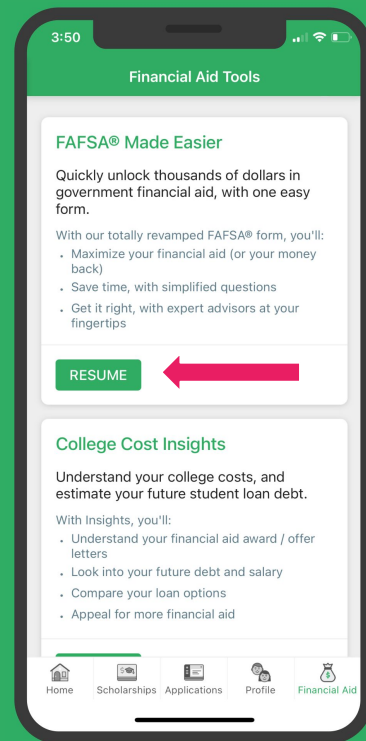
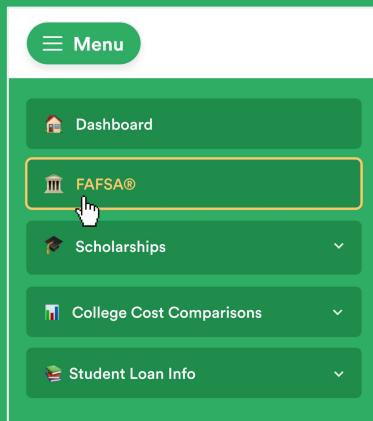


This will take you to FAFSA® Made Easier



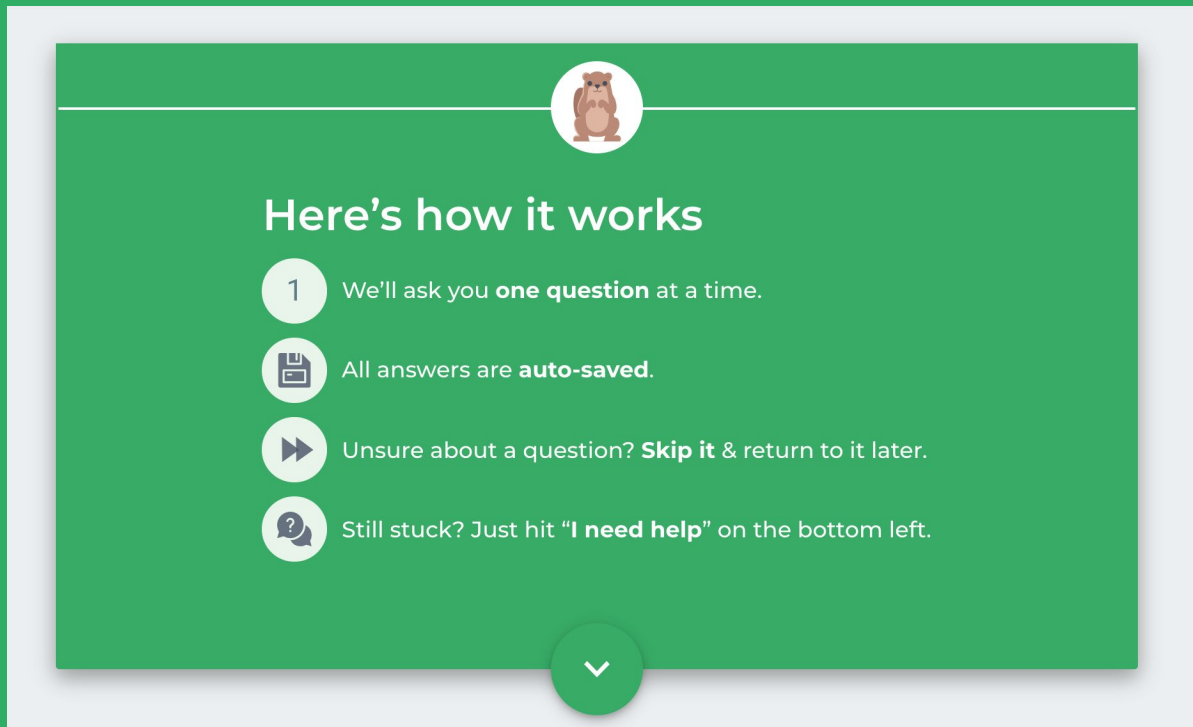
And to return to the FAFSA® later... (Or if you've already registered)

- If you sign back in another time, you'll usually land on the dashboard. From there, select Menu (top left) and then "FAFSA®"
- On the mobile app, hit the "Financial aid" button and then "Resume" on the top card

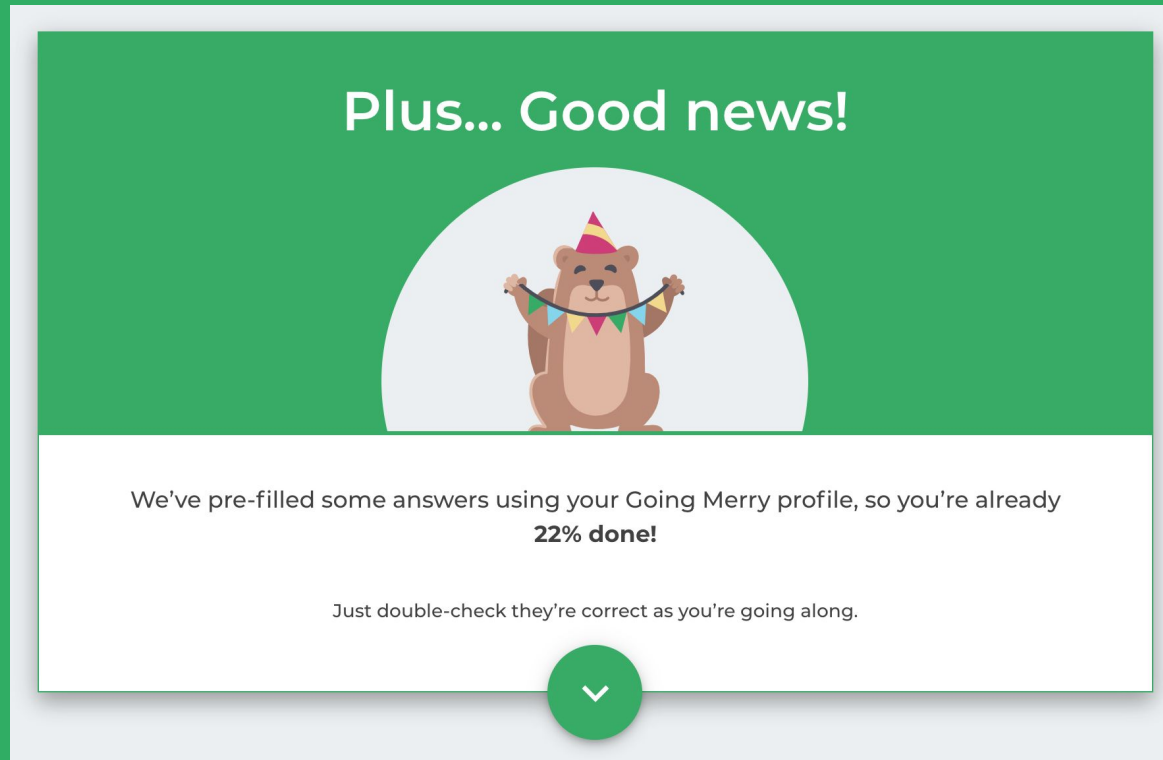


How to use FAFSA[®] Made Easier

Scroll to card #2



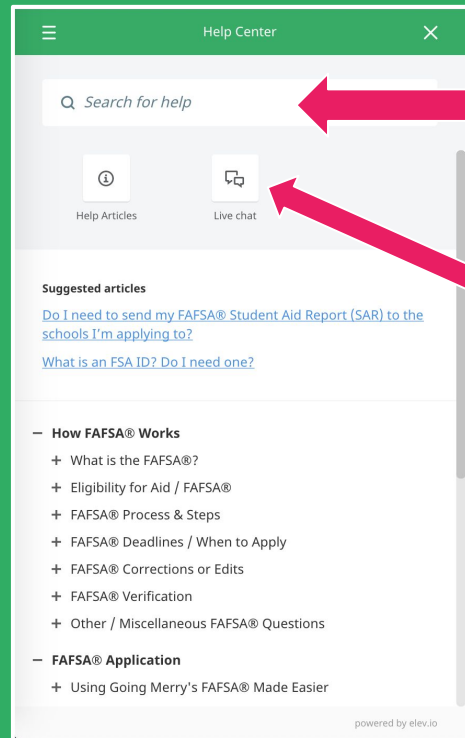
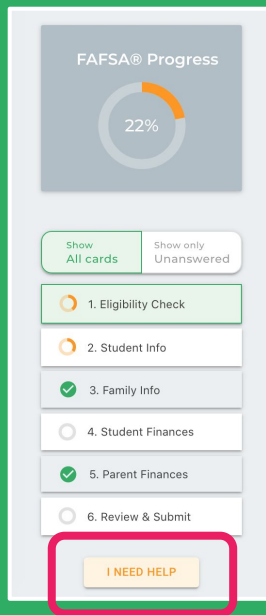
And now card #3



Some additional features
you'll see in the form

Get help - Knowledge Base, Chat, Email

- Click on the “I need help” button below the Section menu - opens up a sidebar
- You can search for answers to your questions
- Or you can chat or email **financialaid@goingmerry.com** for additional help



Search for your question

Open chat to ask a question. If a Going Merry rep isn't around, they'll email you back with the answer!

Left panel - Progress, Toggle, Sections

Progress wheel

Starts partially pre-filled because you've already answered some questions!

Form sections

All clickable, so you can jump forward or back

The screenshot shows the FAFSA Progress interface. At the top, a 'FAFSA® Progress' section features a circular progress indicator showing 22% completion. Below this, there are two toggle buttons: 'Show All cards' (highlighted in green) and 'Show only Unanswered'. Underneath the toggles is a list of six form sections: 1. Eligibility Check (with a progress icon), 2. Student Info (with a progress icon), 3. Family Info (with a green checkmark), 4. Student Finances (with a radio button), 5. Parent Finances (with a green checkmark), and 6. Review & Submit (with a radio button). At the bottom of the list is an orange button labeled 'I NEED HELP'. Three red arrows point from text boxes to specific elements: one from the 'Progress wheel' box to the progress indicator, one from the 'Form sections' box to the list of sections, and one from the 'Show all/unanswered' box to the toggle buttons.

Show all/unanswered

Toggle to "show only unanswered" if you want to review questions you skipped

Gopher Mary - Pay attention to her!

- Whenever you see a chat bubble from Gopher Mary, pay attention!
- She tells you important information about how to properly answer the question.



Do you want to be considered for federal or state **work-study programs**?

Work-study programs provide (usually on-campus) jobs for students to earn money while studying. We recommend that you answer "yes" because you can still decide later on that you don't want this sort of job. You're not committing to anything right now.



Yes (recommended)



No

SKIP



Hover-over tooltips - Extra info

You will also see green **dashed lines** under text sometimes.

If you hover your mouse or cursor over it, you'll see a tooltip (bubble) with more information.

Any other live-in dependents:

Any other live-in dependents:

These are people who live with your parents and receive more than 50% of their financial support from your parents.

Tax form - Visual aids

☐ Payments to **self-employed, SEP, SIMPLE, Keogh, and other qualified plans**
Schedule 1 - line 15. **Here's where to look.**

For any of financial questions involving tax forms, click on **"Here's where to look"** to get an image of the correct form and line item.

The screenshot shows the 'goingmerry' app interface. On the left, a sidebar lists various financial topics. A green box highlights the search results for 'Schedule 1 - line 15: Self-employed SEP, SIMPLE, and qualified plans'. A red arrow points from this box to the corresponding line item on a PDF of Form 1040-SR, Schedule 1, 'Additional Income and Adjustments to Income'. The PDF shows line 15, 'Self-employed SEP, SIMPLE, and qualified plans', which is highlighted in red. The app interface also shows a search bar at the top and a list of financial topics on the left.

Who do I contact for help?

Yvonne Goldman: Lead Counselor

ygoldman@angletonisd.net

Jessica Ramirez: A - D Academic Advisor/Counselor

jramirez@angletonisd.net

Leslie Schmerber: E - K Academic Advisor

lschmerber@angletonisd.net

Candace Stavinoha: L - Re Academic Advisor

ctstavinoha@angletonisd.net

Beverly Byrne: Rh - Z Academic Advisor/Counselor

babyrne@angletonisd.net

Reminders



- AHS Counselors/Academic Advisors are available every Thursday from 4pm - 8pm for College Advising.
 - Sign up at least 24 hours in advance from the Counselors' website
 - [Sign Up Here](#)
- If you are in a senior level class during Acceleration Time, you may work on Naviance, ApplyTexas, GoingMerry, etc... Your teacher can help!
- Government and Economics students will be exempt from their semester exam if they have submitted the FAFSA by December 6th.
- It is not too late to start planning for your future - let us help!
- November 1 - 5 is College Application Week at AHS